

Universal Pendant

Description of Audio Notifications

Summary

Short audio cues or “beeps” are sounded by the Universal Pendant upon startup, shutdown, and during the monitoring procedure. This document is a reference for patients regarding the meaning of the audio cues.



Power On



Power Off



Symptom Press



Low Battery

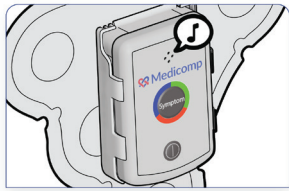
Function	Audio Cue
Power On / Procedure Start	Beeps high, low, high for 1.5 seconds.
Power Off	Beeps three times to indicate power turned off.
Connection Disrupted	Beeps four times 10 minutes after disruption and will beep four times every 30 minutes for the next hour. This cycle repeats every four hours.
Symptom Button Pressed (the Symptom Button has raised parallel lines)	Beeps one time when the button is pressed.
Early Low Battery Warning	Beeps once every four minutes.
Late Low Battery Warning	Beeps once every 30 seconds.

Universal Pendant

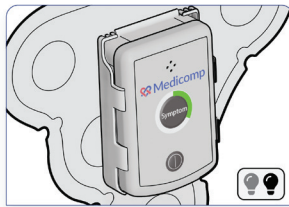
Description of Light Notifications

Summary

The Universal Pendant uses visual and audio cues during startup, shutdown and throughout the monitoring procedure. This document is a reference for patients regarding the meaning of visual cues.




Power On



Monitoring - Good



Symptom Press



Check Pendant



Change Battery

Function	Visual Cue
Power On / Procedure Start	Circular Flashing Red, Green, Blue Lights
Monitoring - Good	Flashing Green Light
Symptom Button Pressed (the Symptom Button has raised parallel lines)	Solid Green Light
Check Pendant	Flashing Blue Light
Change Battery	Flashing Red Light